



PRODUCT DATASHEET

PANEL LED 600 40 W 3000 K

LEDVANCE PANEL LED 600 | LED panel luminaires



AREAS OF APPLICATION

- Direct replacement for luminaires with fluorescent lamps
- Corridors
- Offices
- Conference rooms
- Reception areas
- Foyers
- Elevators
- Suitable for recessed ceiling systems with grid size of 600 x 600 mm

PRODUCT BENEFITS

- High luminous efficacy
- Energy savings of up to 50 % compared to conventional luminaires
- Easy and quick installation
- Very homogenous light
- 5 years guarantee
- External driver for extended flexibility (compatible with selected DALI drivers)
- Very slim aluminum housing (only 10.5 mm) and matt white frame

PRODUCT FEATURES

- Type of protection: IP20
- Aluminum housing, polystyrene diffuser
- Ambient temperature in operation: -10...+45 °C



TECHNICAL DATA

Electrical data

Nominal wattage	40.00 W
Operating mode	Electronic control gear (ECG)
Nominal voltage	220...240 V
Power factor λ	>0.90
Mains frequency	50/60 Hz

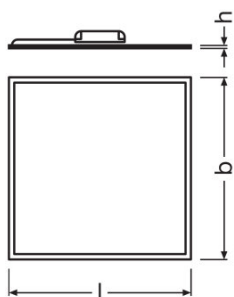
Photometrical data

Color temperature	3000 K
Luminous flux	4000 lm
Luminous efficacy	100 lm/W
Standard deviation of color matching	≤ 6 sdcn
Light color (designation)	Warm White
Color rendering index Ra	>80

Light technical data

Beam angle	120 °
------------	-------

Dimensions & weight



Length	595.0 mm
Width	595.0 mm
Height	10.5 mm
Product weight	3250.00 g
Mounting width	575 mm
Mounting length	575 mm

Colors & materials

Body material	Aluminum
---------------	----------

Housing color	White
Product color	White
Cover material	Polystyrene (PS)

Temperatures & operating conditions

Ambient temperature range	-10...45 °C
----------------------------------	-------------

Lifespan

Lifespan L70 at 25 °C	50000 h
Lifespan L80 at 25 °C	40000 h
Lifespan L90 at 25 °C	20000 h
Number of switching cycles	25000

Additional product data

Mounting type	Recessed/Suspended/Surface
Mounting location	Ceiling
Recommended control gear	OTI DALI 50/220...240/1A4LT2FAN (EAN: 4052899919433)
Recommended cable clamp	Style A (EAN: 4052899089570)

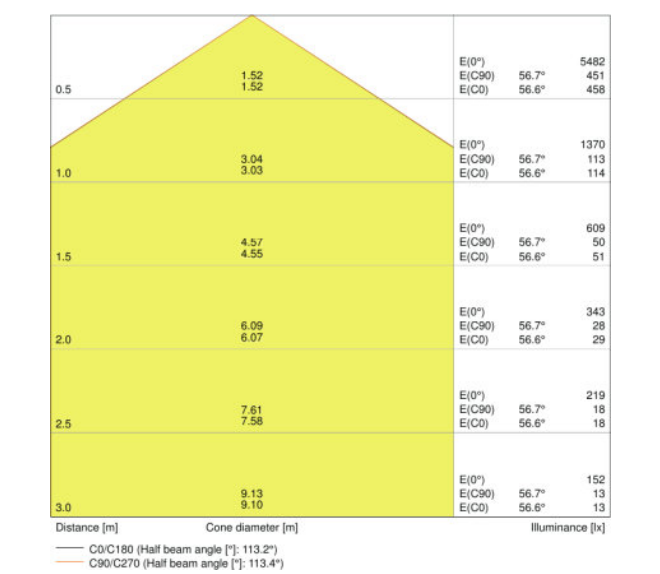
Capabilities

Dimmable	No
Type of connection	Terminal, 2-pin
LED module replaceable	Not replaceable

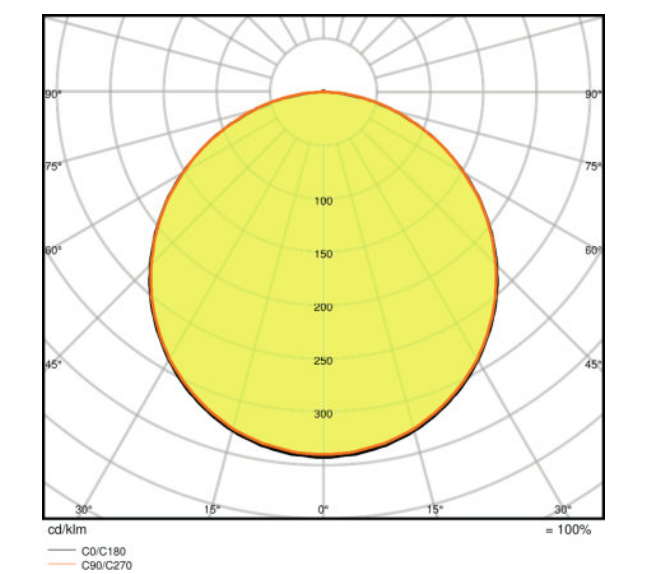
Certificates & standards

Protection class IK (shock resistance)	IK06
Photobiological safety group	RG 0
Protection class	II
Type of protection	IP20
Standards	CE/CB/TÜV SÜD/EAC/RoHS

Light Distribution



LDC typ cone



LDC typ polar

EQUIPMENT / ACCESSORIES

- Accessories for several mounting options available

LOGISTICAL DATA

Product code	Product description	Packaging unit (Pieces/Unit)	Dimensions (length x width x height)	Volume	Gross weight
4058075000544	PANEL LED 600 40 W 3000 K	Shipping carton box 4	695 mm x 170 mm x 645 mm	76.21 dm ³	16340.00 g

The mentioned product code describes the smallest quantity unit which can be ordered. One shipping unit can contain one or more single products. When placing an order, for the quantity please enter single or multiples of a shipping unit.

REFERENCES / LINKS

For Guarantee see
▶ www.ledvance.com/guarantee

DISCLAIMER

Subject to change without notice. Errors and omission excepted. Always make sure to use the most recent release.